



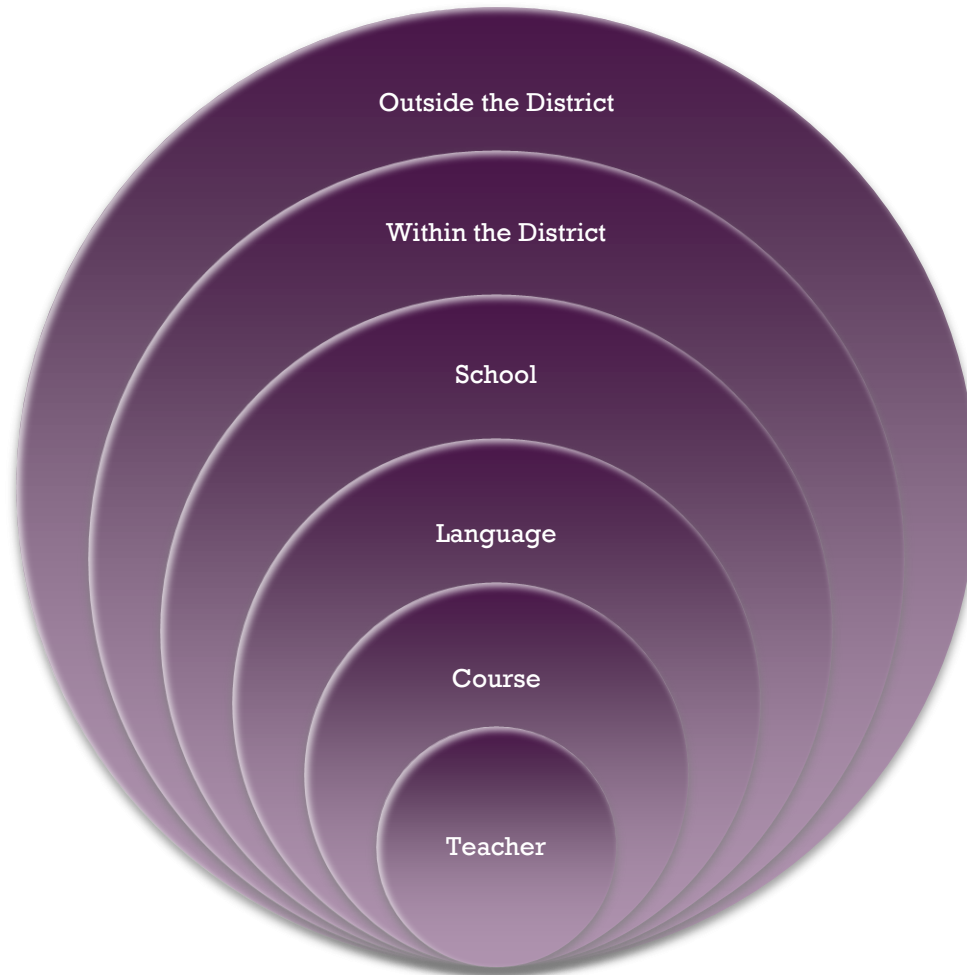
# Grow big or go home!

How to build a solid language program in your community

A Presentation by:  
Katrina Griffin  
North County HS  
Glen Burnie, MD  
ACTFL 2010- Boston



# Building a Successful Program Inside Out





# It Starts with the Teacher

The face they see every day, year after year..





# It Starts with the Teacher





- Have a “Can Do” Attitude!- Don’t limit yourself with things you don’t have or aren’t allowed to do at your school.
- Be likeable! If the students don’t like you, well, they just won’t take your class.
- Be unique! Stand out from your peers with unique teaching methods. Attend workshops, conferences and seminars to increase the tools in your teacher toolbox, gain new ideas and network with fellow German teachers.



# In the Language Class


Make it Unique!





# In the Language class

- Get them speaking lots of German so that they can take it out of the classroom. They will teach their parents, friends and pets!
- Make each course better than the next so that the students have a desire to keep taking German.
  - In German 2 they get to try Nutella and Spezi and play more games
  - In German 3 they watch movies, read children's books, put on a talk show , make commercials and have a Raclette Party
  - In German 4 students decide which topics they would like to study, experience a German Breakfast and go on field trips to NYC and DC
- It is a multimedia world, use it to your advantage!
- Keep it student centered!
- Be flexible, respectful, and have realistic expectations. Most students are in your class because they like you, not because they see themselves using German in the future.





# Connect the Language Courses Together





# Connecting the courses Together

- Have an upper level class make Valentines for a lower level class. Teach them silly phrases like- Du bist die Haare in meiner Suppe. Listen to the Beatles and Phil Collins sing in German. Attach candy to the Valentines and deliver!
- German III creates Gravestones for a project for levels I and II and German IV creates the corresponding worksheets.





# + Field trips- Have older students interact with younger ones

- German-American Day
- Immersion Days
- Sprachfest
- Museums
- Travel to Europe!





# German Club and German Honor Society

- Movie Nights
- Scherenschnitte
- Decorate Lebkuchenherzen
- Make and decorate Marzipan
- Make Buttons with funny sayings
- Service Learning- Make Easter Baskets for underprivileged kids at the elementary school. (Don' forget to put your brochure in the bottom!).



+

# Invite Guest speakers/acts- Music Groups Authors etc...



## Dyko



## Karin Gundisch





# Language within the School

Where everybody knows your name...





# Within the School



- Students as Advocates
  - Pass out information- flyers and buttons
  - Make signs
  - Bring non-German students to German events
- Be present at any and all informational meetings for parents and students
- Work with teachers in other disciplines-
  - Environmental Science- Go on field trips together
  - Art- Expressionism and Painting
  - English- Teaches can show how closely the languages are related
  - Social Studies- share videos with them- *Like a Field trip to Berlin*
  - Media Productions- Visit Deutsche Welle studios with the media students
- Get involved such in school programs such as IB or STEM
  - Students can create science fair projects
  - Students can complete special “Bridge Projects”

# + Within the School cont.

- Make projects that the whole school can see/experience- Gravestone Project, Build a replica Berlin Wall, Make Rosinenbomber with the physics class etc.
- Make sure that your colleagues and administrators are aware of all of the things you and your students do.
  - Publicity in school newspaper and yearbook
  - Have other teachers speak German in your room! Teach them TPR phrases.
  - Hang German posters and information throughout the school hallways and classrooms. Cognate posters, the Declaration of Independence in German- etc.
  - Create displays- Collect pictures from teachers who have visited Germany, collect and display pieces of the wall





# Within the School District

Help your colleagues, help yourself





# Within the School District

- Make flyers/brochures about your program



- Visit your feeder schools and talk to principals, guidance counselors and the teachers who help kids make their schedules. Attach Kinderschokolade and Gummi bears to all handouts on your visit.
- Invite other schools on field trips and invite them to your school for events
- Plan and share resources with other teachers of all disciplines
- Hold workshops and make presentations for German and other teachers
- Get onto committees to write curriculum or pacing guides, to approve materials, to write district wide tests or exams. Make yourself invaluable!








# Connections Outside of the District






# Outside the School District

- Promote your program in the local paper
- Work with Local Colleges
  - Have their students visit yours
  - Work on projects together
- Goethe Institute-
  - Participate in Workshops
  - Apply for grants
  - Take your students there on a field trip
- College Board- AP
- German, Swiss and Austrian Embassies and Consulate
- Visit and network with local museums and organizations
  - Help students earn money by applying for grants and scholarships!
- Get involved with your local and national AATG Chapter!
  - Give the national German Exam





# Network, Network, Network



- Parents will talk to other parents and tell them to take German.
- The kids will tell the kids that German is THE BEST language to take at your school!
- When you and your program look good your principal and your school look good!
- The more people you meet, the more opportunities you will create for yourself and your program!